



DOVER-SHERBORN HIGH SCHOOL

9 Junction Street, Dover, Massachusetts 02030
508-785-1730 www.doversherborn.org

2022-2023 SCHOOL PROFILE

C.E.E.B. Code 220695

ADMINISTRATION

Principal

John Smith

Assistant Principal

Ann Dever-Keegan

Director of Guidance

Ellen Chagnon

Athletic Director

Emily Sullivan

COUNSELING DEPARTMENT

School Counselors

Beth Hecker (A-F)

Robert Williamson (G-N)

Carol Spezzano (M-R)

Timothy O'Mara (S-Z)

MISSION STATEMENT

Dover-Sherborn High School is a community of learners whose goal is to inspire academic excellence and a commitment to personal and civic responsibility. We engage in the learning process with honesty, creativity, dedication, and respect, and seek to provide an atmosphere of freedom and trust in a safe and nurturing environment.

SCHOOL AND COMMUNITY OVERVIEW

Dover-Sherborn Regional High School is consistently ranked among the top public schools in the Commonwealth of Massachusetts and in the nation, Dover-Sherborn has long had a national reputation for academic excellence. This small, comprehensive regional school is located in the town of Dover, about 20 miles west of Boston. It serves the small, semi-rural residential towns of Dover and Sherborn, whose communities strongly support public education and are truly dedicated to educating its youth and inspiring a passion for learning. Annually over ninety-five percent of our graduates attend four year colleges and universities. To date, all students have passed the required state exit exams, the MCAS.

SCHOOL FACTS

- DSHS is accredited by the New England Association of Schools and Colleges.
- Ninety-seven percent of the Class of 2022 students are continuing their education after graduation.
- The high school serves 666 students in grades 9 through 12 and there are 150 students in the Class of 2023.
- Dover-Sherborn is the first Challenge Success school on the East Coast to prioritize student wellness and engagement.
- The Dover-Sherborn Schools participate in the Metropolitan Council for Educational Opportunities (METCO), a voluntary program that brings 41 students from the City of Boston to the Dover, Sherborn, and Dover-Sherborn Regional Schools.
- The Dover Sherborn Public Schools do not discriminate on the basis of race, color, sex/gender, gender identity, religion, national origin, sexual orientation, disability, or homelessness.

CURRICULUM INFORMATION

Though Dover-Sherborn offers three levels of courses in English, mathematics, science, social studies and world languages, students are not tracked. Most departments offer a variety of courses that are heterogeneously grouped. Students are expected to enroll in a minimum of 36 credits annually. The schedule is based upon an eight-day rotation. All primary courses (and most electives) meet six times out of the eight-day cycle and all classes meet for nearly an hour each. In general, 6 credits are earned for successful completion of a year-long course, and 3 credits are earned for successful completion of a semester course. Laboratory sciences may meet up to two additional periods each cycle. Any questions regarding courses listed on a student's transcript should be directed to the Guidance Office or consult our [Program of Studies](#) posted on the high school website.

COUNSELOR INFORMATION

Counselors work with each student on their caseload for all four years of high school. Students' college applications are supplemented by a personal letter written by the student's school counselor. This descriptive letter is a comprehensive report that includes teacher feedback, information from student records and reports, and the counselor's personal knowledge of the student. Counselors make every effort to provide accurate student profiles for each senior. Should you have any questions about any student, our counselors welcome the opportunity to speak with you. Dover-Sherborn High School subscribes to Naviance. Counselors submit all materials electronically, whenever possible, including the end-of-year final transcripts after graduation (June 1st, 2023).

GRADUATION REQUIREMENTS *

In addition to meeting state graduation competency requirements, one hundred forty course credits are required for graduation.

<u>Discipline</u>	<u>Minimum numbers of credits required</u>
English	24 credits
Mathematics	24 credits
Lab Sciences	18 credits
Social Studies (including World & U.S. History)	18 credits
World Language	18 credits
Tech, Engineering & Comp Science and/or	
Fine & Performing Arts	18 credits
Wellness (Health & Physical Education)	12.5 credits
Community Service	40 hours

*Students must also earn a passing score in all MCAS Graduation/Competency Determination

DSHS Guidance COVID-19 Grading Statement

2019-2020 School Year:

Due to the COVID-19 pandemic, Dover Sherborn High School shifted to remote learning on Friday, March 13, 2020. Standard letter grades were given for Quarters 1 and 2 and, subsequently, Semester 1. A letter grade was also given for Quarter 3, representing only the in-person portion of the second semester. Fourth quarter was graded on a Pass/Fail basis. Final grades for the year were calculated by weighting each grade as follows: Semester 1 (72%), Quarter 3 (18%), and Quarter 4 (10%).

2020-2021 School Year:

Dover Sherborn High School opted to follow a hybrid model of education however families were able to choose a fully remote model of learning. Letter grades were given, though students did not take midyear or final exams. To accommodate a later start of the school year, we adjusted our overall semester grades to reflect a running average of work done each semester.

2021-2022 and 2022-2023 School Years:

We have returned to in-person learning five days a week. We will publish interim grades in late October and first semester grades in early February. A first quarter grade will therefore not necessarily reflect 50% of the first semester grade and should be viewed as an interim grade report.

GRADING SYSTEM for 2022-2023

Dover-Sherborn operates on a two-semester calendar year. We will report interim senior grades in early November and first semester grades in early February. The minimum passing grade is 65. Grades on transcripts and report cards are literal and the numerical equivalents are:

A = 93-100	B+ = 87-89	C+ = 77-79	D = 65-69	P = Pass
A- = 90-92	B = 83-86	C = 73-76	F = Below 65 Failing	F = Fail
	B- = 80-82	C- = 70-72		

GRADE POINT AVERAGE

The Dover-Sherborn GPA is based on a **weighted 4.0 system** and includes only mathematics, science, world language, social studies, English and AP Studio Art courses taken at Dover-Sherborn High School. Summer school courses are not factored into the weighted GPA. The highest attainable weighted GPA is **4.87**. The highest current weighted GPA in the Class of **2023** at the end of six semesters is a **4.83**.

	A	A-	B+	B	B-	C+	C	C-	D	F
ADVANCED PLACEMENT	5.00	4.58	4.17	3.75	3.33	2.92	2.50	2.08	1.25	0
HONORS	4.80	4.40	4.00	3.60	3.20	2.80	2.40	2.00	1.20	0
COLLEGE PREPARATORY	4.00	3.67	3.33	3.00	2.67	2.33	2.00	1.67	1.00	0

Policy on Rank-In-Class

With approval of the Dover-Sherborn School Committee, Dover-Sherborn High School does not compute a "Rank-in-Class" for its students.

Advanced Placement

Fifteen Advanced Placement courses were offered during the 2021-2022 academic year. Advanced Placement courses are typically offered during the junior and senior year and students maximize their educational opportunities within the confines of the master schedule and graduation requirements. **All students receiving Advanced Placement credit are expected to take the AP examination in May.**

In the spring of 2022, **229** students took **529** examinations.

<u>Course:</u>	<u>Percent Earning 3 or Higher</u>
Biology	98%
Calculus AB	100%
Calculus BC	100%
Chemistry	100%
Computer Science	93%
English Language and Composition (grade 11)	89%
English Literature (grade 12)	98%
French Language	100%
Physics C-Mech	100%
Spanish Language	100%
Statistics	92%
Studio Art 2D	83%
Studio Art 3D	100%
Studio Art Drawing	100%
U.S Government and Politics (grade 12)	78%
U.S. History (grade 11)	90%

2022 Advanced Placement Results

5	172
4	204
3	109
2	40
1	4

2022 Advanced Placement Awards

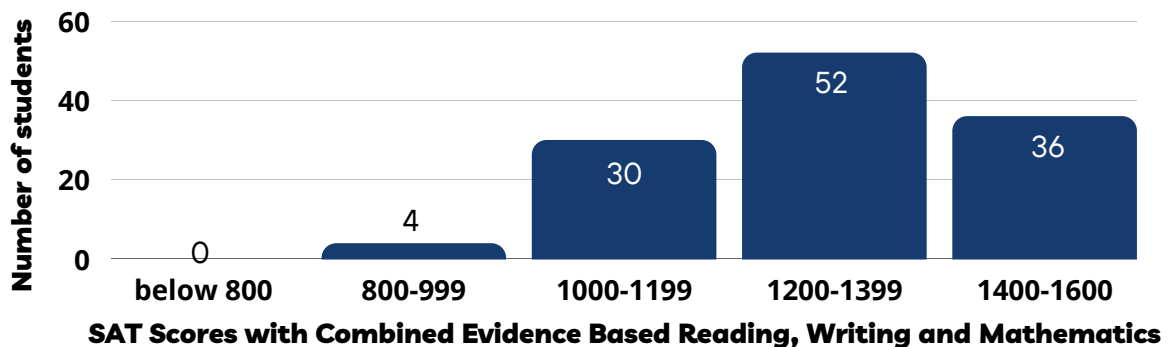
AP Scholars with Distinction	48
AP Scholars with Honors	21
AP Scholars	<u>45</u>
Total:	114

College Board Scores

Seventy-six percent of the Class of 2022 took the SAT. Of the students who took the SAT, **72% earned a combined score of over 1200**. The mean of the highest scores achieved by these test takers as calculated in Naviance is as follows:

Class of:	2021	2022	2023 (As of September 2022)
Evidence Based Reading & Writing	663	641	656
Mathematics	678	651	653

SAT RANGES Class of 2022



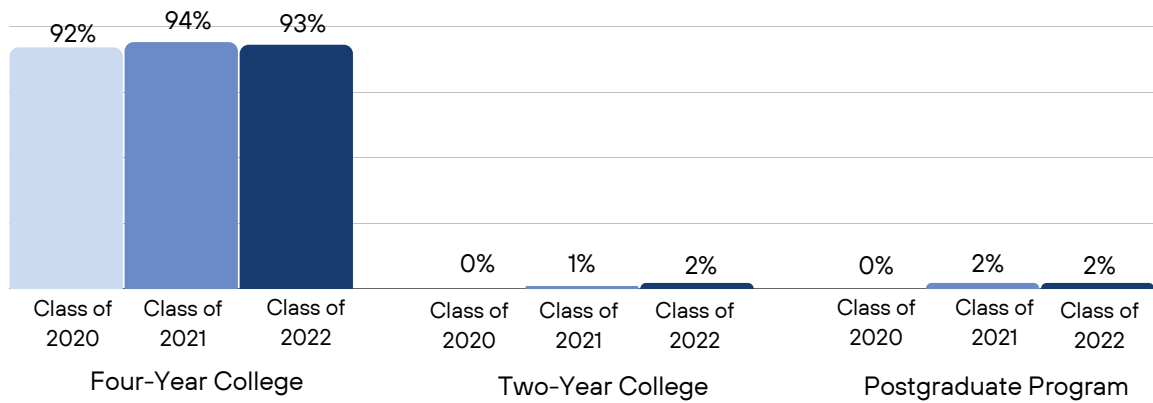
ACT Mean for the Class of 2022

English: 29.3 Math: 27.6 Reading: 29.6 Science: 27.8 Composite: 28.7 Test Takers: 74

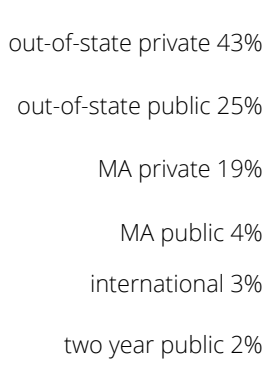
National Merit Recognition for the Class of 2023

Semi-Finalist: 1 Commended Students: 12

Dover-Sherborn High School Post-Secondary Plans



Graduates attending colleges & universities



Graduates pursuing other opportunities

- >1% employment/trade
- < 1% plan to attend a GAP year
- 2% postgraduate program

2022 Top Schools Attended

University of Vermont	7 students
Boston University	5 students
Elon University	5 students
Tulane University	4 students
Boston College	4 students
Penn State University	4 students
University of Pittsburgh	3 students
University of Connecticut	3 students
Syracuse University	3 students
American University	3 students
Worcester Polytechnic Institute	3 students
University of New Hampshire	3 students
Providence College	3 students

Class of 2022 Partial Colleges and Universities Acceptance List

American University	Elon University	Providence College	University of Mass, Amherst
Bentley University	Endicott College	Queen's University	University of Mass, Boston
Boston College	Erasmus School, Netherlands	Rice University	University of Mass, Dartmouth
Boston University	Fairfield University	Saint Anselm	University of Miami
Brown University	Franklin and Marshall College	Santa Clara University	University of Notre Dame
Brandeis University	George Washington U	Scripps College	University of Richmond
Bridgewater State University	Georgetown University	Skidmore College	University of Rochester
Bryant University	Gonzaga University	Syracuse University	University of Pennsylvania
Bryn Mawr College	Haverford College	Towson University	University of Pittsburgh
Champlain College	Indiana Tech	Tufts University	University of Toronto
Chapman University	John Cabot University	Tulane University	University of Vermont
Clark University	Kenyon College	Union College	University of Victoria
Clemson University	Lehigh University	Vanderbilt University	University of Virginia
Colby College	Loyola University, Chicago	University of British Columbia	University of Wisconsin, Madison
Colgate University	Loyola University, Maryland	University of CA-Berkeley	Villanova University
College of Charleston	Massachusetts Institute of Tech	University of CA-Los Angeles	Virginia Polytechnic Institute
College of the Holy Cross	Merrimack College	University of CA-Santa Barbara	Wake Forest University
Colorado College	Morehouse College	University of Colorado, Boulder	Wentworth Institute of Tech
Cornell University	New York University	University of Connecticut	Wesleyan University
Davidson University	Northeastern University	University of Denver	Wheaton College
Drexel University	Pace University	University of Florida	Williams College
Eckerd College	Pennsylvania State University	University of Georgia	Worcester Polytechnic Institute