



HERE'S TO 30 MORE

Iowa Lottery 2015 Annual Report

C Contents

Contents	2-3
Our CEO, Terry Rich	4
Our Board	5
Our Games	6-7
Our Winners	8-9
Our Promotions	10-11
Our Retailers	12-13
Our Results	14-15
Our Proceeds	16-17
Overview	18
Key Results	19
Performance Plan Results	20-21
Financial Reports	22-23

Our CEO, Terry Rich



The Iowa Lottery celebrated its 30th birthday this year as we enjoyed some of the best annual results in our organization's history. I'm pleased to report that Iowa Lottery sales topped \$300 million for the fourth straight year while proceeds to state causes and prizes to players also were among the lottery's best.

Here are the highlights of the lottery's results for fiscal year 2015:

The \$74.5 million generated for state causes was the fourth-highest annual amount in our 30-year history and up about 1 percent from last year

The Lottery raised \$2.2 million for the Iowa Veterans Trust Fund, bringing total proceeds to that cause since 2008 to \$17.4 million

Nearly \$21 million in commissions were paid to retailers statewide for selling Iowa Lottery products.

The lottery's sales of scratch tickets, the first product we introduced at our start 30 years ago and always one of our top-selling items, set a yearly record at nearly \$212 million. Our scratch ticket sales also led the way to our really strong overall numbers for the year. We've concentrated on diversifying our product mix in the field and keeping a variety of games in the retail stores to give customers choices.

The past year's events also provided ongoing opportunities for the lottery to highlight integrity, a cornerstone of our operations. The legal proceedings that culminated with the July trial in the Hot Lotto jackpot investigation brought into sharp focus the layers of security within the lottery's operations.

Thanks so much for supporting your Iowa Lottery. We're working hard to achieve another successful year in 2016.

Our Board

The Iowa Lottery Board is made up of five Iowa citizens appointed by the governor, and the State Treasurer, who serves as an ex-officio member of the board. The board oversees the lottery and its operations. Each department at the lottery formally reports to the board at meetings held throughout the year. According to Iowa Code, the Lottery Board must have a member with an accounting background, a member with experience in marketing, a member with law enforcement experience and another member who has or is currently practicing law. No more than three board members can be of the same political party.



Mike Klappholz joined the Lottery Board in 2006. He is retired from serving as chief of police in Cedar Rapids and lives in Marion.



Matthew McDermott joined the Lottery Board in 2012. He is a shareholder at Belin McCormick, P.C., in Des Moines and resides in West Des Moines.



Connor Flynn Jr. joined the Lottery Board in 2015. He is chairman of Lessing-Flynn Advertising in Des Moines, where he also resides.



Mary Rathje joined the Lottery Board in 2015. She is the office manager and controller at Rathje Construction Co. in Marion, where she also resides.



Michael L. Fitzgerald has been a part of the Lottery Board since 2003. He is Iowa's State Treasurer. He lives in Waukee.



Ying Sa joined the Lottery Board in 2014. She is the founder and principal certified public accountant at Community CPA & Associates Inc. in Des Moines, where she also resides.

Immediate past members:



Herman Richter; term ended April 2015



Deb Burnight; term ended April 2015



Powerball® players had fun with a big jackpot run in February, when the jackpot climbed to \$564 million before it was won and split three ways - winning tickets were sold in North Carolina, Puerto Rico and Texas. It was the third-largest jackpot in the game's 23-year history.

Sales by Game

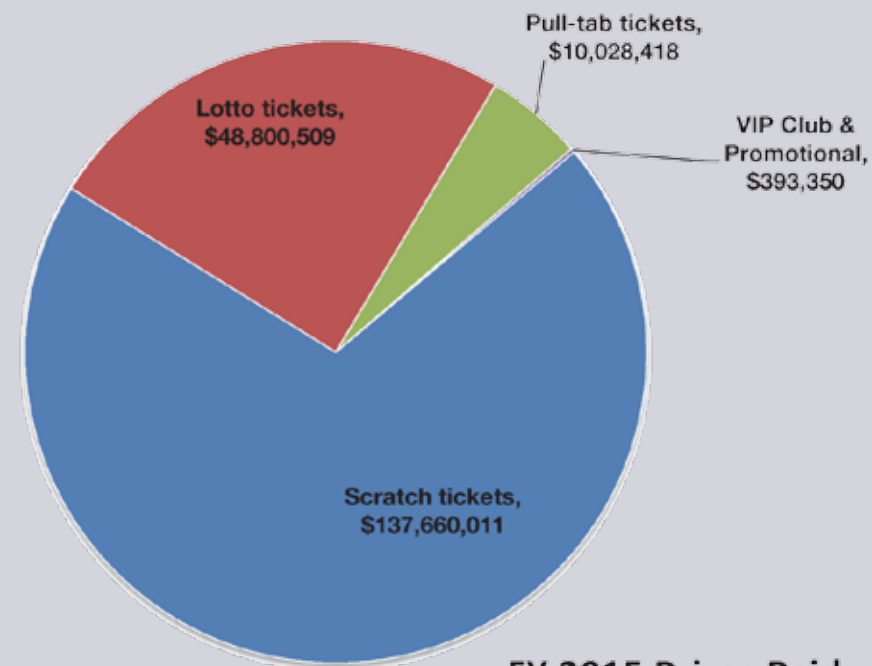


Sales of scratch tickets, always one of our top-selling items, set a yearly record! The previous record for scratch sales was \$202.3 million back in FY 2013.

*In Iowa, the MONOPOLY MILLIONAIRES' CLUB game was sold Oct. 19 - Dec. 26, 2014.

Our Winners

Prizes to players totaled nearly \$197 million in FY '15, the second-highest total in the lottery's history.



FY 2015 Prizes Paid




\$10,583!

- Sixteen Iowa Lottery players who entered a webcode from their MONOPOLY MILLIONAIRES' CLUB™ ticket were chosen as winners of trip packages to Las Vegas for a chance to appear on the game show. Jim Cottrell of Burlington and Sarah Steichen of Remsen were the biggest winners, walking away with \$10,583 each.



\$2 million!

- Duane Hanson of Osage won \$2 million playing Powerball®.
- Friedel and Michele Djordjevic of Johnston and Pete Kemp of Des Moines won \$1 million playing Powerball.



\$30,000!

- Karen Milton of Davenport won five prizes of \$6,000 playing Pick 4. She purchased five \$1 straight plays and matched all four numbers to win big!



\$1 million!

- Stephen, Marsha and Craig Bevis of Johnston split a \$1 million prize playing Mega Millions®. Stephen purchased the winning ticket.



\$100,000!

- Four players won the top prize of \$100,000 playing All Or Nothing™ in Iowa, including Dennis Asche of Le Mars, who got lucky in the drawing on Friday, March 13!



\$30,000!

- Richard Keenan of Panora won \$90,000 playing Hot Lotto®, the largest prize won in the game last fiscal year in Iowa. In addition, three players won \$30,000 prizes, including Raul Mendoza of Clinton.



\$100,000!

- Thousands of scratch game winners were spread out across the state. Forty-two players won \$100,000 prizes playing various scratch games, including Kathi Braby of Maloy, who won the top prize playing \$100,000 Mega Crossword.

- Four players won top prizes of \$30,000 playing the Lottery's special 30th Anniversary scratch game called 30 Somethings. Ronald Streif of Dubuque was the first top-prize winner.

\$30,000!



Our Promotions

SunTIME FunTIME



VIP Club members could Play It Again® with nonwinning 5X, 10X®, 15X and 20X scratch tickets online for a chance at an outdoor fun prize or cash. Besides the winners shown here, 10 players also won \$500 cash!

Gary McKown Jr. of Cedar Rapids won a pontoon boat.



Lovana Brichacek of Prole won a fishing boat.



Terry Gragg of Newton (with his wife, Lisa) won a tent camper.



Dusty Bush of Des Moines won the \$30,000 grand prize in the 30 Somethings promotion.

VIP Club members who entered nonwinning 30 Somethings scratch tickets online had a chance to Play It Again and win prizes that rhyme with "30." For example, the "Dirty" prize was a ticket package to the Iowa Speedway and the "Verde" prize was \$1,000 cash. In total, 91 players won prizes in this promotion.



Folks like Tim Heine of Parkersburg and Crystal Williamson of Mason City won \$1,000 prizes in the 12 Weeks of Winnertime Play It Again promotion that offered an increasing number of \$1,000 cash prizes each week to VIP Club members who entered nonwinning holiday scratch tickets online. A total of 78 \$1,000 prizes were awarded in the promotion.

Win with FRIENDS!



When VIP Club members entered with nonwinning Did I Win? scratch tickets, they had a chance to win Play It Again prizes of \$2,500, and if they won, when they entered they had picked five friends who would each win \$500! The Lottery awarded 15 \$2,500 prizes and 75 \$500 prizes.



LOTTERY GAMES SOLD HERE!



Our Retailers

Iowa Lottery sales representatives continued to work hard this year to increase the number of scratch tickets displayed in stores. Many stores stepped up and worked with us to get them installed.

The increased ticket facings combined with keeping those dispensers full of tickets made for a very successful sales year for the Iowa Lottery and its retailers. Scratch ticket sales set a record for the year at nearly \$212 million.

Nearly \$21 million in commissions were paid to retailers statewide for selling Iowa Lottery products.



After a Lottery representative installed a new scratch-game display tower at Hy-Vee, 1843 Johnson Ave. NW in Cedar Rapids, the store's customer service team members Tracy Hageman, Erin Chesmore and Dee Diaz-Doolin gave smiling approval.



Proud Osage Casey's store manager Stephanie Flugge stands next to a poster letting folks know her store sold a \$2 million-winning Powerball ticket.

Top 10 Retailers in FY 2015

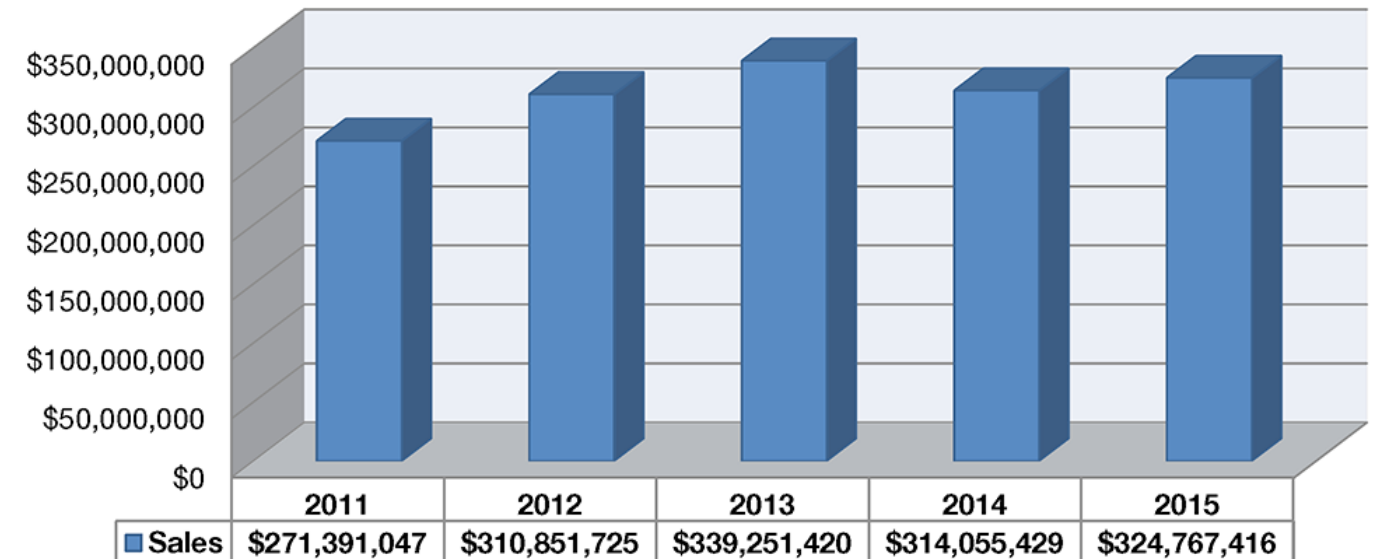
Retailer Name	Address	City	Net Sales
Hy-Vee	20 Wilson Ave. SW	Cedar Rapids	\$866,206
Kum & Go	115 N 22nd St.	Fort Dodge	\$846,364
Hy-Vee	1843 Johnson Ave. NW	Cedar Rapids	\$765,377
Hy-Vee	3235 Oakland Rd. NE	Cedar Rapids	\$716,337
Hy-Vee	2540 E Euclid Ave.	Des Moines	\$624,224
Hy-Vee	4000 University	Waterloo	\$614,288
Hy-Vee	2323 W. Broadway	Council Bluffs	\$603,202
Hy-Vee	2400 4th St. SW	Mason City	\$581,452
Guppy's On The Go	235 Edgewood Rd. NW	Cedar Rapids	\$560,361
Hy-Vee Drugstore	1520 6th St. SW	Cedar Rapids	\$556,925

Our Sales

Net Sales By County - FY 2015

County	Total Sales	County	Total Sales	County	Total Sales
Adair	\$1,236,474	Iowa	1,343,356	Palo Alto	1,022,956
Adams	410,594	Jackson	2,457,793	Plymouth	1,628,170
Allamakee	1,501,799	Jasper	3,109,961	Pocahontas	695,363
Appanoose	1,724,550	Jefferson	1,470,663	Polk	49,136,892
Audubon	370,331	Johnson	9,889,204	Pottawattamie	11,364,967
Benton	2,088,034	Jones	2,331,374	Poweshiek	2,005,434
Black Hawk	16,630,982	Keokuk	1,002,800	Ringgold	184,689
Boone	2,888,044	Kossuth	1,866,984	Sac	1,004,078
Bremer	1,884,455	Lee	3,771,552	Scott	19,201,044
Buchanan	1,958,602	Linn	25,658,059	Shelby	986,080
Buena Vista	2,968,036	Louisa	1,030,791	Sioux	1,207,266
Butler	1,439,498	Lucas	887,272	Story	5,879,812
Calhoun	801,015	Lyon	415,862	Tama	1,389,440
Carroll	2,551,613	Madison	1,382,553	Taylor	596,803
Cass	1,303,359	Mahaska	2,337,217	Union	1,600,713
Cedar	1,788,173	Marion	3,202,779	Van Buren	705,181
Cerro Gordo	7,935,179	Marshall	4,595,886	Wapello	6,425,837
Cherokee	1,468,420	Mills	1,176,824	Warren	3,449,822
Chickasaw	1,356,255	Mitchell	1,171,165	Washington	2,093,207
Clarke	937,080	Monona	670,222	Wayne	598,410
Clay	2,031,325	Monroe	1,196,172	Webster	7,096,739
Clayton	2,021,026	Montgomery	1,229,598	Winnebago	1,473,658
Clinton	5,928,511	Muscatine	5,516,420	Winneshiek	1,938,032
Crawford	2,150,291	O'Brien	1,371,243	Woodbury	9,249,782
Dallas	4,588,509	Osceola	397,334	Worth	908,041
Davis	447,447	Page	1,294,981	Wright	2,175,568
Decatur	350,814				
Delaware	1,594,510				
Des Moines	4,272,842				
Dickinson	2,693,703				
Dubuque	8,837,615				
Emmet	1,245,768				
Fayette	2,056,041				
Floyd	2,169,621				
Franklin	1,419,684				
Fremont	757,918				
Greene	1,128,993				
Grundy	830,607				
Guthrie	380,228				
Hamilton	2,848,529				
Hancock	947,896				
Hardin	1,922,069				
Harrison	1,431,087				
Henry	2,113,475				
Howard	816,433				
Humboldt	1,304,821				
Ida	772,620				

Fiscal Year Sales



Our Proceeds

Where The Money Goes

General Fund: \$1,375,705,842 – Since 1992, a majority of lottery profits have been directed into the state general fund, where they are used to pay for programs that benefit all Iowans. In the Iowa Lottery's latest fiscal year, the lottery raised more than \$72 million in proceeds that were deposited in the state General Fund. Some of the programs that receive money from the General Fund include education, natural resources, health and family services and public safety. The Governor and Iowa Legislature allocate money from the General Fund based on where they believe those funds are needed most.

Iowa Plan: \$170,318,439 – The Iowa Plan was a long-term economic development program. It was divided into four basic areas: a Jobs Now program designed to put people to work; government construction programs; community and economic betterment; and educational and agricultural research. Lottery profits were dedicated to the Iowa Plan from fiscal year 1986 through fiscal year 1990.

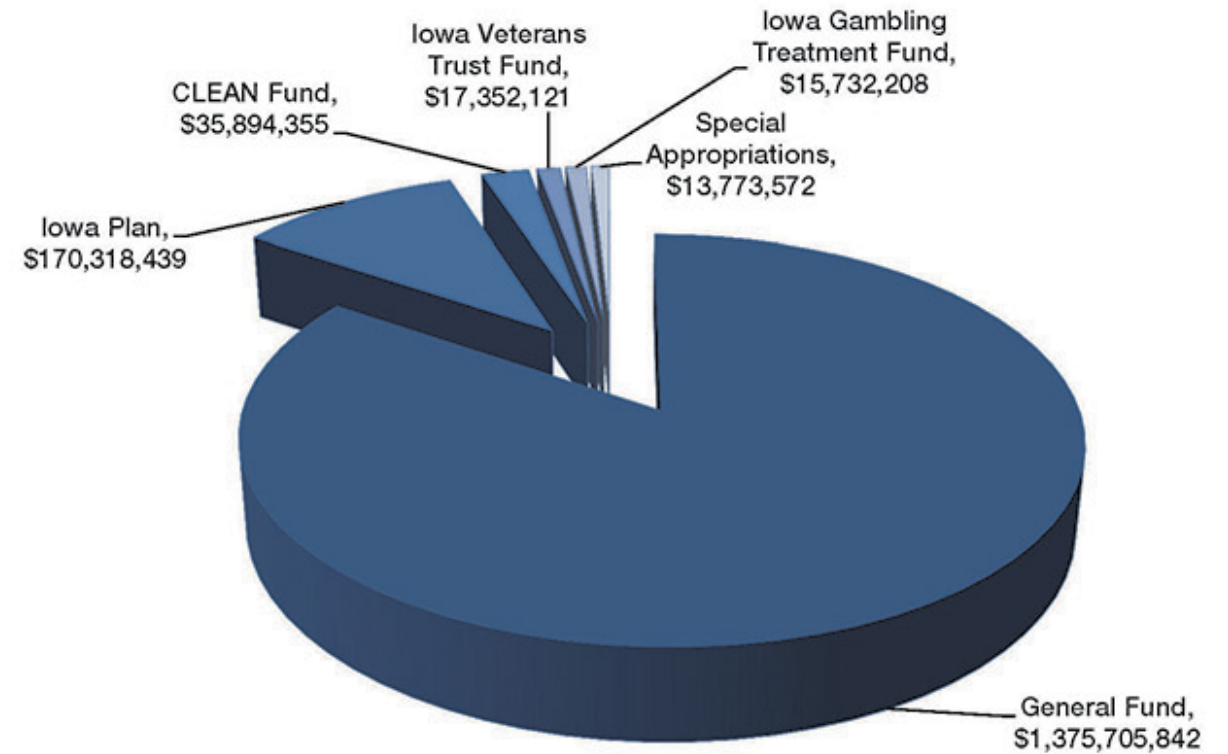
CLEAN Fund: \$35,894,355 – The CLEAN Fund stood for Committing the Lottery to Environment, Agriculture and Natural Resources. The program dedicated money to environmental and cultural causes. Lottery profits were dedicated to the CLEAN Fund during fiscal year 1991.

Iowa Veterans Trust Fund \$17,352,121 – The Iowa Lottery has proudly supported Iowa's veterans since 2008 through its partnership with the Iowa Veterans Trust Fund (IVTF). In order to stabilize the amount of proceeds to the Iowa Veterans Trust Fund, the Iowa Lottery introduced new legislation in 2015 to allocate \$2.5 million in lottery proceeds to the IVTF annually, rather than relying on proceeds from sales of specific games as it had done previously. The Iowa Veterans Trust Fund was created to provide assistance to qualified veterans to help pay for expenses such as job training or college tuition assistance; some dental, vision and hearing assistance and individual or family counseling programs.

Iowa Gambling Treatment Fund: \$15,732,208 – The Iowa Gambling Treatment Program provides treatment, counseling and outreach programs for those concerned about gambling as well as the 1-800-BETSOFF helpline. The Iowa Lottery is committed to responsible play and helps address the issue of problem gambling. Each year, the lottery provides the public with information about 1-800-BETSOFF by including messages about the helpline on millions of lottery tickets, brochures and point-of-sale materials as well as other publications. In 2009, the Gambling Treatment Fund was eliminated, with the Gambling Treatment Program now receiving its funding from the state General Fund.

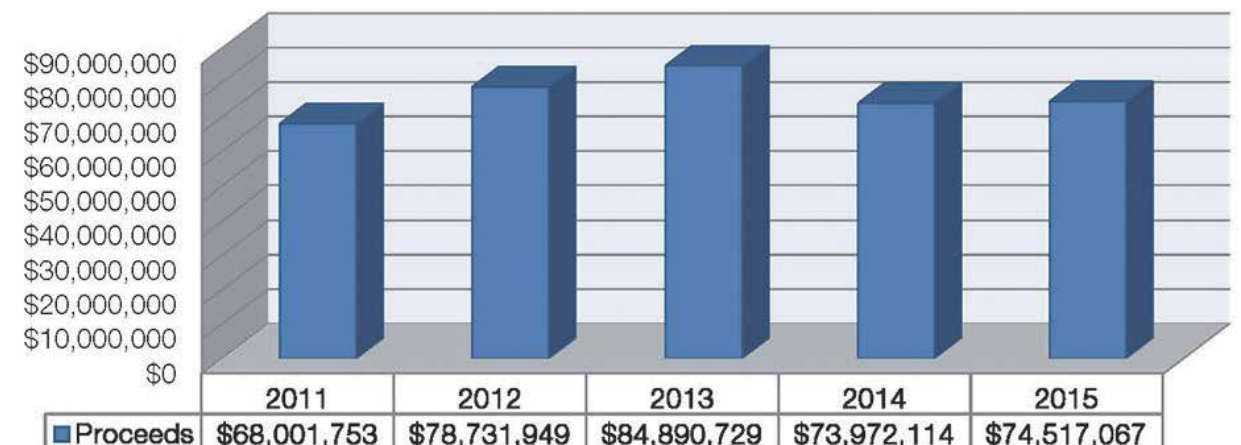
Special Appropriations: \$13,773,572 – A portion of lottery profits have been earmarked for specific purposes within the state budget.

Backing For Vision Iowa: In addition to those direct uses of Lottery proceeds, lottery profits are also linked to the Vision Iowa program. Vision Iowa was implemented in 2000 to create tourism destinations in the state, assist with community attractions, and build and repair schools. Direct funding for Vision Iowa comes from gaming revenues. However, as the program was being initiated, investors indicated there was a need to strengthen the Vision Iowa bonds by dedicating \$20 million annually in lottery revenues as a backup. Legislation was approved that dedicates \$15 million in lottery revenues to programs for community attractions in Iowa and another \$5 million to Vision Iowa programs to build and repair schools if gambling revenues don't reach that amount. Lottery funding will continue to be linked to Vision Iowa over the 20-year payback period of the program's bonds.



Note: All of the amounts listed here are from FY 1986 through the end of FY 2015.

Fiscal Year Proceeds to State



Overview



Agency Mission:
 “The Iowa Lottery strives to administer lottery games in a secure manner to maximize revenue while maintaining the dignity of the state and the welfare of its people.”

The Iowa Lottery celebrates its 30th birthday this year. It was established in 1985 and began ticket sales on Aug. 22 of that year. Since the lottery’s inception, its players have won more than \$3.5 billion in prizes while the lottery has raised more than \$1.6 billion for the state programs that benefit all Iowans.

The guiding principles of the Iowa Lottery are:

- Develop and distribute products that are fun and exciting to Iowans;
- Maintain integrity and security in production and delivery of those products while utilizing advanced technology;
- Educate and motivate the public to play Lottery games responsibly;
- Maintain the dignity of the Lottery through truthful, tasteful and informative advertising;
- Develop an effective employee workforce that is professional, knowledgeable, skilled, and offers maximum service and reliability to retailers and players; and
- Maximize net revenues to the state.

Today, lottery proceeds in Iowa have three main purposes: They provide support for veterans and their families through the Veterans Trust Fund; help for a variety of significant projects through the state General Fund; and backing for the Vision Iowa program, which was implemented to create tourism destinations and community attractions in the state and build and repair schools.

The Lottery has approximately 114 employees in the following departments: external relations, finance, marketing, operations, sales and security. That number also includes the five board members.

The Lottery has approximately 69 employees at its headquarters in Des Moines. The Lottery also maintains a warehouse facility in Ankeny and four regional offices in Cedar Rapids, Council Bluffs, Mason City and Storm Lake. The lottery has three product categories: scratch tickets, pull-tab tickets and lotto games. Lottery products are sold through approximately 2,400 licensed retailers across Iowa.

In 2003 the Legislature recognized that as an entrepreneurial entity, the Iowa Lottery could operate more efficiently and established the Iowa Lottery Authority, a public instrumentality of the state. As a result of that change, combined sales for the Lottery’s traditional products have continued to climb in the fiscal years since then.

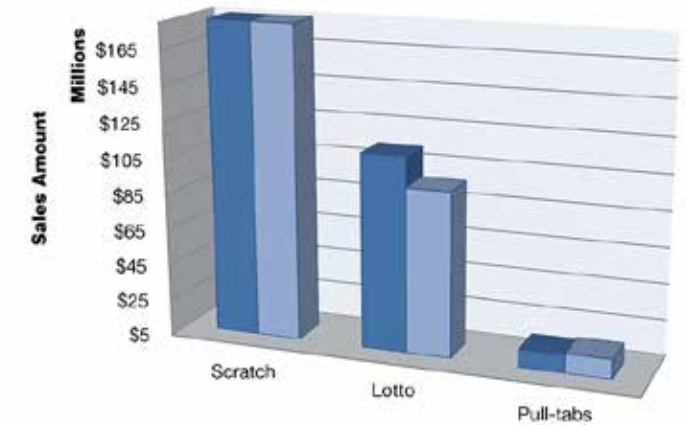
The Iowa Lottery develops an annual budget, which requires approval by the Board of Directors. The budget is monitored through a series of performance measures.

The goals and results discussed in this report cover the following core functions of the Iowa Lottery’s operations: sales and distribution; resource management; enforcement and investigation; and reconciliation clearing account.

Key Results

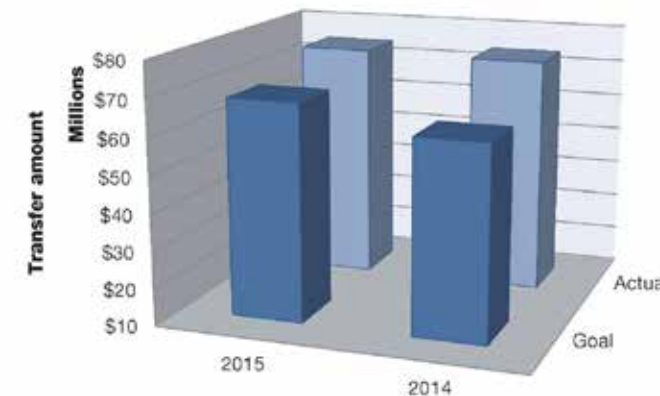
Sales and Distribution

	Goal	Actual
Instant-Scratch Tickets	\$181.0M	\$211.9M
Lotto Tickets	\$113.5M	\$96.7M
Pull-tab Tickets	\$15.0M	\$16.0M



	Scratch	Lotto	Pull-tabs
■ Goal	\$181,000,000	\$113,500,000	\$15,000,000
■ Actual	\$211,986,968	\$96,735,375	\$16,045,073

The Legislature, the governor and the public use sales data to generally determine how the lottery is performing. Sales of different products are analyzed by the Lottery on a yearly basis in order to assess progress.



	2015	2014
■ Goal	\$68,707,915	\$62,297,907
■ Actual	\$74,517,067	\$73,972,114

Resource Management

	Goal	Actual
Proceeds to the state (General Fund and Veterans Trust Fund)	\$68.7M	\$74.5M

Total proceeds is the ultimate measure of how well the lottery is operating because it accounts not only for sales, but also for how well resources are being used. The Lottery must ensure its resources are managed wisely in order to achieve maximum benefits for the state.

Iowa Lottery Authority Performance Plan Results - FY 2015

Core Function: Sales & Distribution			
Performance Measure	Performance Target	Performance Actual	Performance Comments & Analysis
Total Sales	\$309,500,000	\$324,767,416	What Occurred: Total sales exceeded the goal. Data Source: Iowa Lottery Financial Reports
Service, Product or Activity:			
Performance Measure	Performance Target	Performance Actual	Performance Comments & Analysis
Total Instant Ticket Sales	\$181,000,000	\$211,986,968	What Occurred: Instant (scratch) ticket sales, which are largely jackpot driven, declined. Data Source: Iowa Lottery Financial Reports
Total Online Game Sales	\$113,500,000	\$96,735,375	What Occurred: Online (lotto) ticket sales continued to grow. Data Source: Iowa Lottery Financial Reports
Total Pull-Tab Sales	\$15,000,000	\$16,045,073	What Occurred: Pull-tab sales have been declining. Data Source: Iowa Lottery Financial Reports
Core Function: Resource Management			
Performance Measure	Performance Target	Performance Actual	Performance Comments & Analysis
Total Funds Transferred to General Fund and Veterans Fund	\$68,707,915	\$74,517,067	What Occurred: Total transfers exceeded the goal. Data Source: Iowa Lottery Financial Reports
Service, Product or Activity:			
Performance Measure	Performance Target	Performance Actual	Performance Comments & Analysis
Percent of Operating & Advertising Budget* to Total Sales	8.4%	5.87%	What Occurred: Expenses were well controlled and stayed below budgeted goal relative to sales. Data Source: Iowa Lottery Financial Reports
Total Funds Transferred to General Fund	\$66,507,915	\$72,365,900	What Occurred: General Fund transfers exceeded the goal. Data Source: Iowa Lottery Financial Reports
Total Funds Transferred to Veterans Trust Fund	\$2,200,000	\$2,151,167	What Occurred: Veterans Trust Fund transfers were slightly below target. Data Source: Iowa Lottery Financial Reports
Core Function: Enforcement & Investigation			
Performance Measure	Performance Target	Performance Actual	Performance Comments & Analysis
Percent of investigated complaints and indicators of concern regarding lottery products	100%	100%	What Occurred: Complaint investigation goal was met. Data Source: Iowa Lottery Security Department
Service, Product or Activity:			
Performance Measure	Performance Target	Performance Actual	Performance Comments & Analysis
Percent of requests from law enforcement agencies and county attorney offices responded to by Security Division	100%	100%	What Occurred: Law enforcement assistance goal was met. Data Source: Iowa Lottery Security Department
Percent of requests from other divisions within the Lottery responded to by Security Division	100%	100%	What Occurred: Intra-lottery assistance goal was met. Data Source: Iowa Lottery Security Department
Percent of all lottery retailers that underwent compliance checks during the fiscal year	10%	24%	What Occurred: Compliance check goal was exceeded. Data Source: Iowa Lottery Security Department
Percent of retailers that underwent compliance checks following a complaint	100%	100%	What Occurred: Follow-up compliance check goal was met. Data Source: Iowa Lottery Security Department
Core Function: Reconciliation Clearing Account			
Performance Measure	Performance Target	Performance Actual	Performance Comments & Analysis
Annual Prize Payments Due	\$1,615,000	\$1,615,000	What Occurred: Annuity prize payment goal was met. Data Source: Iowa Lottery Financial Reports
Service, Product or Activity:			
Performance Measure	Performance Target	Performance Actual	Performance Comments & Analysis
Percent of Prizes Paid to Prizes Due	100%	100%	What Occurred: Annuity prize payment goal was met. Data Source: Iowa Lottery Financial Reports

*Lottery Operating & Advertising Budget includes all administrative & advertising expenses incurred by the Lottery, but excludes other costs including, but not limited to, prize payments, retailer compensation, lottery system and terminal communications, and instant and pull-tab ticket expense and machine maintenance.

Iowa Lottery Authority
Statement of Net Position
June 30, 2015

Assets	
Current assets:	
Cash	\$21,111,736
Restricted assets - cash	618,196
Prepaid expense	129,579
Interest receivable	21,119
Accounts receivable, net	3,723,410
Ticket inventories	1,968,114
Investment in prize annuities	1,348,545
Total current assets	<u>28,920,699</u>
Noncurrent assets:	
Prize reserve	5,448,064
Investment in prize annuities	1,969,981
Capital assets, net	8,159,092
Total noncurrent assets	<u>15,577,137</u>
Total assets	<u>44,497,836</u>
Deferred Outflows of Resources	
Pension-related deferred outflows	<u>842,828</u>
Liabilities	
Current liabilities:	
Lotto prizes payable	2,373,115
Annuity prizes payable	1,348,545
Accounts payable and accruals	19,641,197
Unearned revenue	387,950
Salary and benefits payable	398,660
Compensated absences	786,963
Total current liabilities	<u>24,936,430</u>
Long-term liabilities:	
Accounts payable and accruals	39,693
Prize reserve	5,448,064
Net pension liability	4,077,531
Compensated absences and OPEB	1,379,166
Annuity prizes payable	1,969,981
Total long-term liabilities	<u>12,914,435</u>
Total liabilities	<u>37,850,865</u>
Deferred Inflows of Resources	
Pension-related deferred inflows	<u>1,691,461</u>
Net Position	
Net investment in capital assets	8,159,092
Unrestricted	(2,360,754)
Total net position	<u>\$ 5,798,338</u>

Iowa Lottery Authority
Statement of Revenues, Expenses and Changes in Net Position
For the Twelve Months Ending June 30, 2015

Operating revenues:	
Instant-scratch ticket sales	\$211,986,968
Pick 3 sales	7,046,335
Pick 4 sales	3,231,397
Powerball sales	52,231,108
Mega Millions Sales	17,980,367
Hot Lotto sales	11,111,717
All or Nothing sales	4,542,846
Monopoly Millionaires' Club sales	591,605
Pull-tab sales	16,045,073
Application fees	3,800
Other	6,220
Total operating revenues	<u>324,777,436</u>
Operating expenses:	
Scratch tickets	137,660,011
Pick 3	4,164,551
Pick 4	1,993,339
Powerball	25,386,810
Mega Millions	8,593,263
Hot Lotto	5,351,407
All or Nothing	2,684,292
Monopoly Millionaires' Club	626,847
Pull-tab	10,028,418
Promotional	128,699
VIP Club prize expense	264,651
	<u>196,882,288</u>
Retailer compensation	20,977,399
Advertising production and media purchases	6,766,994
Retailer lottery system/online game expense	6,753,929
Instant/pull-tab ticket expense and machine maintenance	3,890,273
Terminal equipment/ticket dispensers	179,352
Courier delivery of tickets	572,194
Other operating expenses	12,385,807
Total operating expenses	<u>248,408,236</u>
Operating income	<u>76,369,200</u>
Non-operating revenue (expenses):	
Proceeds provided to State General Fund	(72,365,900)
Proceeds provided to Veteran's Trust Fund	(2,151,167)
Interest income	76,038
Interest expense	(8,046)
Gain (Loss) on disposal of capital assets	(364,252)
Net non-operating revenues (expenses)	<u>(74,813,327)</u>
Change in net position	1,555,873
Net position beginning of year, as restated	4,242,465
Net position end of year	<u>\$ 5,798,338</u>

Connect With Us!



Visit ialottery.com
for winning numbers,
information about games
and promotions, VIP Club details
and more!



wmaster@ialottery.com



facebook.com/iowaLottery



pinterest.com/iowaLottery



twitter.com/ialottery



instagram.com/iowalottery/



google.com/+iowalottery



ialotteryblog.com



youtube.com/user/IALottery

Headquarters

Clive:

13001 University Ave., 50325
Phone: 515-725-7900

Regional Offices

Cedar Rapids:

2345 Blairs Ferry Road N.E., 52402
Phone: 319-395-9313

Council Bluffs:

Omni Centre Business Park,
Suite 8, 300 W. Broadway, 51503
Phone: 712-242-2161

Mason City:

2900 Fourth St. S.W., 50401
Phone: 641-424-6011

Storm Lake:

822 Flindt Dr., 50588
Phone: 712-732-6662